



# FAFSA Completion Data

# Georgia Student Finance Commission



## Our mission

- To promote and increase access to education beyond high school for Georgians

## Why FAFSA completion data?

- Information to help you assist your students in completing the FAFSA

# Why Complete the FAFSA?

- 90% of high school graduates who filed a FAFSA enrolled directly in a postsecondary program
- 85% of students have a chance to receive student financial aid
- 92% of students from low-income households will receive grants

*Sources: U.S. Department of Education, National College Access Network*

# Why Complete the FAFSA?

- Qualifies students for low-interest and forgivable federal student loans
- Class of 2017 high school graduates in Georgia missed out on \$70 million in financial aid for college
- 30 minutes is usually all students need to complete
- It's FREE!



Sources: National College Access Network, NerdWallet

# Increasing FAFSA Completion

- GSFC conducts FAFSA events in high schools across Georgia
- STARS users can see student-level FAFSA completion data



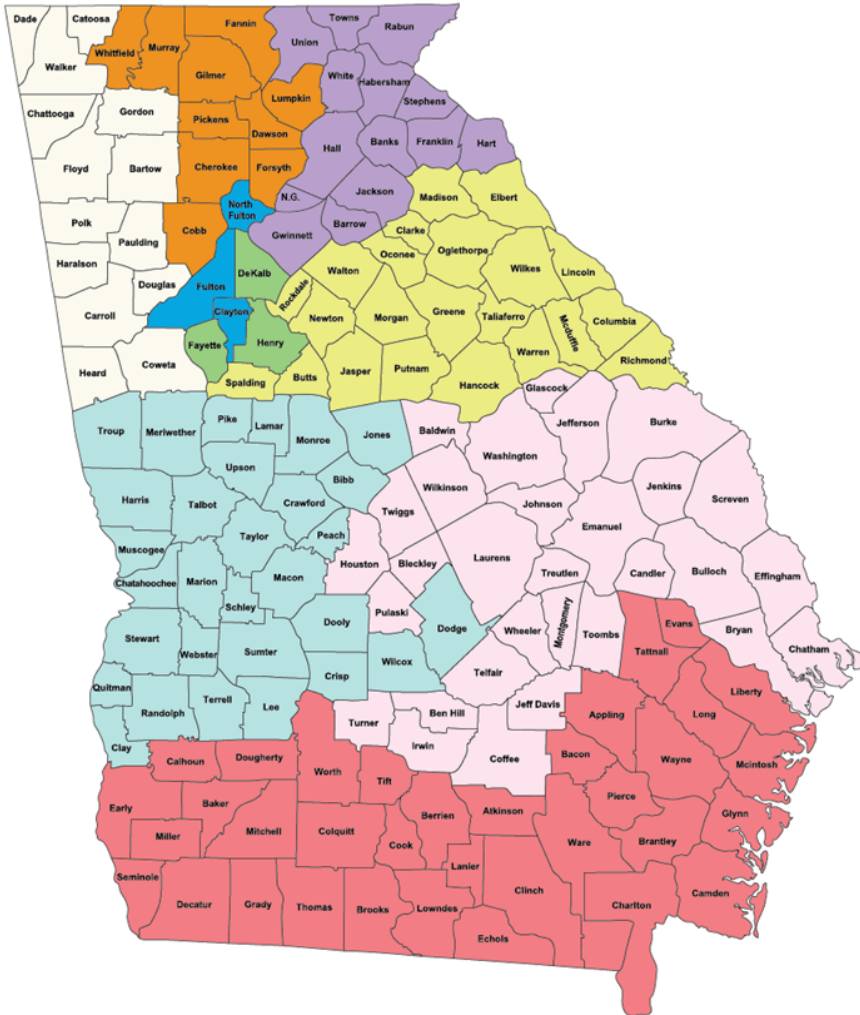
# FAFSA Events

- Financial Aid Presentations
  - State and Federal Aid
- FSA ID Events
- FAFSA Completion
  - Workshops
  - One-on-ones



# K-12 Outreach Team

## Contact your GSFC Representative



**Angie Wilson**  
angiew@gafc.org  
678.495.8101

**Katie Minich**  
katiem@gafc.org  
404.556.0545

**Ben Meadows**  
benm@gafc.org  
678.495.8103

**Marcus Hilliard**  
marcush@gafc.org  
404.694.8844

**Brenda Vaughn**  
brendav@gafc.org  
770.570.2204

**Coming Soon**  
outreach@gafc.org

**Carol Ann Lott**  
caroll@gafc.org  
678.495.8884

**Atua Emu**  
atuae@gafc.org  
678.218.7770

**Hal Wilkinson**  
halw@gafc.org  
678.495.8965

**Mendi Morrow**  
Postsecondary Outreach  
Representative (Statewide)  
mendim@gafc.org  
678.495.7393

# FAFSA Completion Data

- **GAfutures**

- FAFSA completion by high school

- **STARS**

- View status of your students' FAFSAs





# FAFSA Completion Data

- School must have at least five FAFSA completions to be listed on GAfutures
- Charts updated weekly
- GSFC and its affiliated agencies do not verify data for accuracy
- FAFSA year begins Oct. 1<sup>st</sup>





# FAFSA Completion Data – GAfutures



# FAFSA Completion Data – GAfutures

**GSFC** | Georgia Student Finance Commission

Create an Account Sign In Help ?

**GAfutures**  
Explore. Plan. Succeed.

HOPE & State Aid Programs Federal Aid & Scholarships College Planning Career Exploration Resources About Us My GAfutures

Financial Aid Basics FAFSA Federal Student Loans Federal Student Grants Scholarship Search

## FAFSA Completion Data

GAfutures.org / Federal Aid & Scholarships / FAFSA / FAFSA Completion Data

### FAFSA

Getting Started Student and Parent Resources **FAFSA Completion Data** FAFSA Event Resources

Print

**FAFSA Completion Report**

Student Data (requires STARS access)

### FAFSA Completion Data

Increasing completion of the Free Application for Federal Student Aid (FAFSA) is a key initiative in Georgia and nationwide. Research has shown 90% of high school graduates who filed a FAFSA enrolled directly in a postsecondary program.

The Georgia Student Finance Commission actively promotes the importance of FAFSA completion across the state. The FAFSA Completion Report includes completion rate information among Georgia high schools for the current and

# FAFSA Completion Report – GAfutures

## FAFSA Completion Data

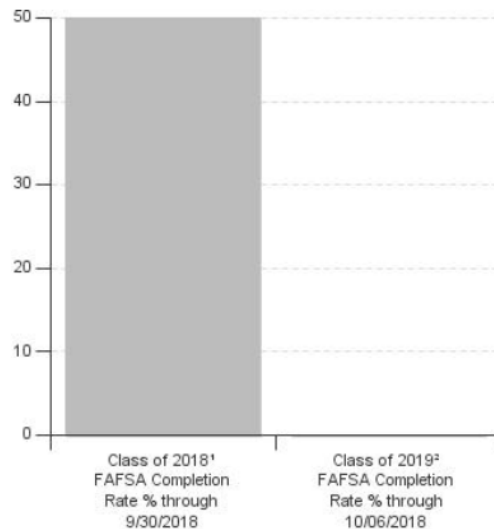
GAfutures.org / Federal Aid & Scholarships / FAFSA / FAFSA Completion Data

### FAFSA

Student Data (requires STARS access)

### FAFSA Completion Report

Increasing FAFSA completion rate **50** percentage points will match 2018<sup>1</sup>



### FAFSA Completion Rates Top High Schools by % Point Difference Class of 2019<sup>2</sup> vs Class of 2018<sup>1</sup>

Source: Federal Student Aid and High School Transcript Data

School	District	% Point Difference 2019 <sup>2</sup> vs Class of 2018 <sup>1</sup>
Skyview High School	Fulton County Schools	0
Lanier Career Academy	Hall County Schools	0
Brandon Hall School		0
Coastal Plains Charter High School	Candler County Schools	0
Foothills Education Charter High School	State Charter Schools	0
Notre Dame Academy Upper School		0
Pleasant Valley Innovative School	Murray County Schools	0
Mountain Education Charter High School	State Charter Schools	0
Windsor Forest High School	Chatham County Schools	0
Phoenix High School - Gwinnett	Gwinnett County Schools	0

# FAFSA Completion Report – GAfutures

## FAFSA Completion Data

GAfutures.org / Federal Aid & Scholarships / FAFSA / FAFSA Completion Data

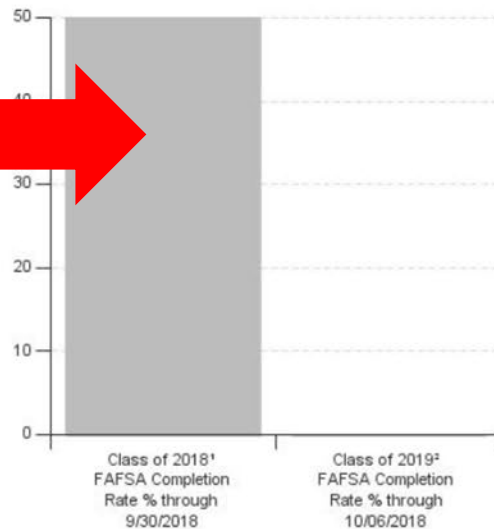
### FAFSA

Student Data (requires STARS access)

### FAFSA Completion Report

Increasing FAFSA completion rate **50** percentage points will match 2018<sup>1</sup>

Prior year FAFSA Completion Rate % through 9/30



### FAFSA Completion Rates Top High Schools by % Point Difference Class of 2019<sup>2</sup> vs Class of 2018<sup>1</sup>

Source: Federal Student Aid and High School Transcript Data

School	District	% Point Difference 2019 <sup>2</sup> vs Class of 2018 <sup>1</sup>
Skyview High School	Fulton County Schools	0
Lanier Career Academy	Hall County Schools	0
Brandon Hall School		0
Coastal Plains Charter High School	Candler County Schools	0
Foothills Education Charter High School	State Charter Schools	0
Notre Dame Academy Upper School		0
Pleasant Valley Innovative School	Murray County Schools	0
Mountain Education Charter High School	State Charter Schools	0
Windsor Forest High School	Chatham County Schools	0
Phoenix High School - Gwinnett	Gwinnett County Schools	0

# FAFSA Completion Report – GAfutures

## FAFSA Completion Data

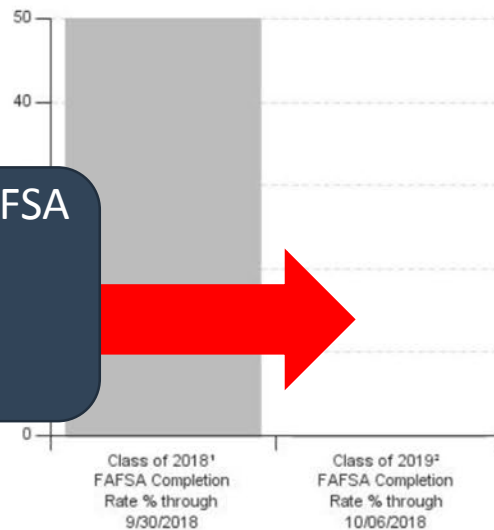
GAfutures.org / Federal Aid & Scholarships / FAFSA / FAFSA Completion Data

### FAFSA

Student Data (requires STARS access)

### FAFSA Completion Report

Increasing FAFSA completion rate 50 percentage points will match 2018<sup>1</sup>



Current year FAFSA Completion Rate % through date of report

### FAFSA Completion Rates Top High Schools by % Point Difference Class of 2019<sup>2</sup> vs Class of 2018<sup>1</sup>

Source: Federal Student Aid and High School Transcript Data

School	District	% Point Difference 2019 <sup>2</sup> vs Class of 2018 <sup>1</sup>
Skyview High School	Fulton County Schools	0
Lanier Career Academy	Hall County Schools	0
Brandon Hall School		0
Coastal Plains Charter High School	Candler County Schools	0
Foothills Education Charter High School	State Charter Schools	0
Notre Dame Academy Upper School		0
Pleasant Valley Innovative School	Murray County Schools	0
Mountain Education Charter High School	State Charter Schools	0
Windsor Forest High School	Chatham County Schools	0
Phoenix High School - Gwinnett	Gwinnett County Schools	0

# FAFSA Completion Report – GAfutures

## FAFSA Completion Data

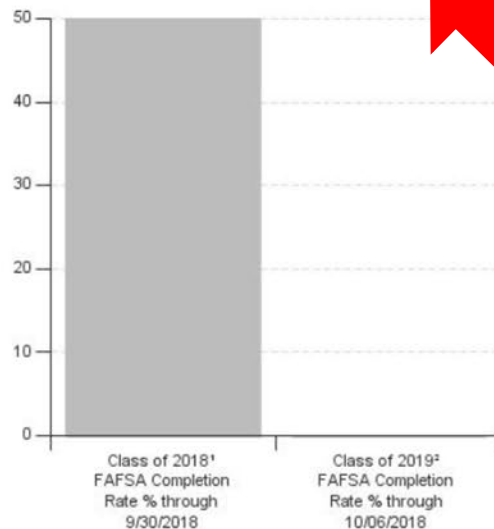
GAfutures.org / Federal Aid & Scholarships / FAFSA / FAFSA Completion Data

### FAFSA

Student Data (requires STARS access)

### FAFSA Completion Report

Increasing FAFSA completion rate **50** percentage points will match 2018<sup>1</sup>



### FAFSA Completion Rates Top High Schools by % Point Difference Class of 2019<sup>2</sup> vs Class of 2018<sup>1</sup>

Source: Federal Student Aid and High School Transcript Data

	District	% Point Difference 2019 <sup>2</sup> vs Class of 2018 <sup>1</sup>
Skyview High School		0
Lanier Career Academy		0
Brandon Hall School		0
Coastal Plains Charter Schools		0
Foothills Educational Services		0
Notre Dame Academy		0
Pleasant Valley Innovation Schools		0
Mountain Education Charter High School	State Charter Schools	0
Windsor Forest High School	Chatham County Schools	0
Phoenix High School - Gwinnett	Gwinnett County Schools	0

Comparison  
between current  
and prior year  
completion rates

# FAFSA Completion Report – GAfutures

## FAFSA Completion Data

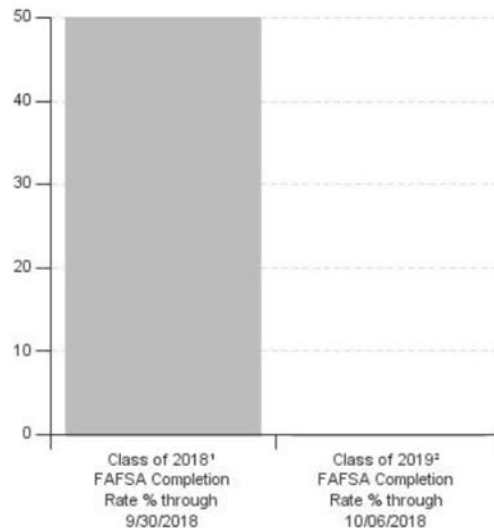
GAfutures.org / Federal Aid & Scholarships / FAFSA / FAFSA Completion Data

### FAFSA

Student Data (requires STARS access)

### FAFSA Completion Report

Increasing FAFSA completion rate **50** percentage points will match 2018<sup>1</sup>



### FAFSA Completion Rates Top High Schools by % Point Difference Class of 2019<sup>2</sup> vs Class of 2018<sup>1</sup>

Source: Federal Student Aid and High School Transcript Data

School	District	% Point Difference 2019 <sup>2</sup> vs Class of 2018 <sup>1</sup>
Skyview High School	Fulton County Schools	0
Lanier Career Academy	Hall County Schools	0
Brandon Hall School		0
Coastal Plains Charter High School	Candler County Schools	0
Foothills Education Charter High School	State Charter Schools	0
Notre Dame Academy Upper School		0
Pleasant Valley Innovative School		0
Mountain Education Charter High School		0
Windsor Forest High School		0
Phoenix High School - Gwinnett	Gwinnett County Schools	0

Scroll down...





# FAFSA Completion Rate by High School

Source: Federal Student Aid and High School Transcript Data

Filter this data by school, district or city using search box on right.  
Time required to create PDF or Excel file will vary based on user's computer speed.

 Copy  Excel  PDF  Print

Search:

Easy to  
export data

School	District	City	Completion	Class of 2019 <sup>2</sup> FAFSA Completion Rate through 10/06/2018	% Point Difference
A R Johnson High School	Richmond County Schools	Augusta	82%		
ABC Montessori		McDonough			
Able Christian School-Powered By Way		McDonough	58%		
Academe of the Oaks		Decatur	73%		
Academy for Classical Education	Bibb County Schools	Macon			
Academy of Richmond County High School	Richmond County Schools	Augusta	42%		
Adairville High School	Bartow County Schools	Adairville	45%		
Advance Learning Center/Academy		Kingsland			
Al-Falah Academy		Lilburn	71%		
Albany High School	Dougherty County Schools	Albany			

Showing 1 to 10 of 798 entries

Previous **1** 2 3 4 5 ... 80 Next

Learn about how FAFSA completion information is calculated and the data source(s) at [FAFSA Completion Data](#).

Data updated: 10/06/2018

<sup>1</sup> Class of 2018 high school transcripts, 2018-2019 FAFSA Cycle

<sup>2</sup> Class of 2019 high school transcripts, 2019-2020 FAFSA Cycle

# FAFSA Completion Rate by High School

Source: Federal Student Aid and High School Transcript Data

Filter this data by school, district or city using search box on right.  
Time required to create PDF or Excel file will vary based on user's computer speed.

 Copy  Excel  PDF  Print

Search:



Search features to find  
your high school

School	District	City	Class of 2018 <sup>1</sup> FAFSA Completion Rate through 9/30/2018	Class of 2019 <sup>2</sup> FAFSA Completion Rate through 10/06/2018	% Point Difference
A R Johnson High School	Richmond County Schools	Augusta	82%		
ABC Montessori		McDonough			
Able Christian School-Powered By Way					
Academe of the Oaks					
Academy for Classical Education	Bibb County Schools				
Academy of Richmond County High School	Richmond County Schools	Augusta	42%		
Adairsville High School	Bartow County Schools	Adairsville	45%		
Advance Learning Center/Academy		Kingsland			
Al-Falah Academy		Lilburn	71%		
Albany High School	Dougherty County Schools	Albany			

Showing 1 to 10 of 798 entries



Previous **1** 2 3 4 5 ... 80 Next

Learn about how FAFSA completion information is calculated and the data source(s) at [FAFSA Completion Data](#).

Data updated: 10/06/2018

<sup>1</sup> Class of 2018 high school transcripts, 2018-2019 FAFSA Cycle

<sup>2</sup> Class of 2019 high school transcripts, 2019-2020 FAFSA Cycle

# FAFSA Completion Rate by High School

Source: Federal Student Aid and High School Transcript Data

Filter this data by school, district or city using search box on right.  
Time required to create PDF or Excel file will vary based on user's computer speed.

Search:

School	District	City	Class of 2018 <sup>1</sup> FAFSA Completion Rate through 9/30/2018	Class of 2019 <sup>2</sup> FAFSA Completion Rate through 10/06/2018	% Point Difference
A R Johnson High School	Richmond County Schools	Augusta	82%		
ABC Montessori		McDonough			
Able Christian School-Powered By Way		McDonough	58%		
Academe of the Oaks					
Academy for Classical Education	Bibb County Schools				
Academy of Richmond County High School	Richmond County Schools				
Adairsville High School	Bartow County Schools				
Advance Learning Center/Academy					
Al-Falah Academy		Lilburn	71%		
Albany High School	Dougherty County Schools	Albany			

Sorting arrows to view how your high school ranks with others in Georgia

Showing 1 to 10 of 798 entries

Learn about how FAFSA completion information is calculated and the data source(s) at [FAFSA Completion Data](#).

Data updated: 10/06/2018

<sup>1</sup> Class of 2018 high school transcripts, 2018-2019 FAFSA Cycle

<sup>2</sup> Class of 2019 high school transcripts, 2019-2020 FAFSA Cycle



# FAFSA Completion Data – STARS




# FAFSA Completion Data – STARS

- Two Reports
  - Completion Report
  - Completion Report (FSA Only)

WHICH  
ONE?

# FAFSA Completion Data – STARS

- Completion Report
  - Reflects FSA data corresponding to student transcripts received by GSFC from Georgia high schools
  - If GSFC has not received student transcripts from high school no data for school will be displayed



# FAFSA Completion Data – STARS

- Completion Report (FSA Only)
  - Data from Federal Student Aid only
  - First-time filing applicants no older than 19 years old who will receive their high school diploma by start of school year they are applying for aid
  - High school names entered by applicant
    - Number of completed FAFSAs shown by high school may not represent exact count
  - Displays information whether or not GSFC has received student transcripts from a high school

# FAFSA Completion Data – STARS

- + HOPE GPA
- + [Update Student Information](#)
- + [Dual Enrollment](#)
- + [School Information](#)
- + [Software Downloads](#)
- + [Documentation](#)
- + [Inbox](#)
- + [School Selection](#)
- + [Reports](#)
- + [FAFSA Completion Data](#)
- Completion Report
- Completion Report (FSA Only)
- + [Transcripts](#)
- [Transcript](#)
- + [Administration](#)
- [Application](#)
- + [Valedictorian Reception Form](#)

Back

## STARS

### FAFSA Completion Data

#### FAFSA Completion Data

Increasing completion rates is a key initiative in Georgia and nationwide. [Research](#) has shown 90% of high school students complete a secondary program. The Georgia Student Finance Commission actively promotes completion rates. If you have questions, please contact us at [Help](#).

When you view FAFSAs that are incomplete, you will see the reasons why (e.g., missing student information). This helps you and your students in completing FAFSAs and to monitor their progress.

- Data is updated daily; numbers displayed may be higher or lower than a previous period.
- GSFC and its affiliated agencies do not verify this data for accuracy.

#### FAFSA Completion Report

- This report reflects [Federal Student Aid](#) data received by GSFC from your high school. If GSFC has not received data, it will not be displayed.
- The "Weekly Snapshot" chart is updated:
  - Class of 2018 (2018/2019 FAFSA Cycle) through September 30, 2018
  - Class of 2019 (2019/2020 FAFSA Cycle) through the date of the report
- To provide you with the most recent information, student level data in the table on this view reflect daily updates from FSA and, if

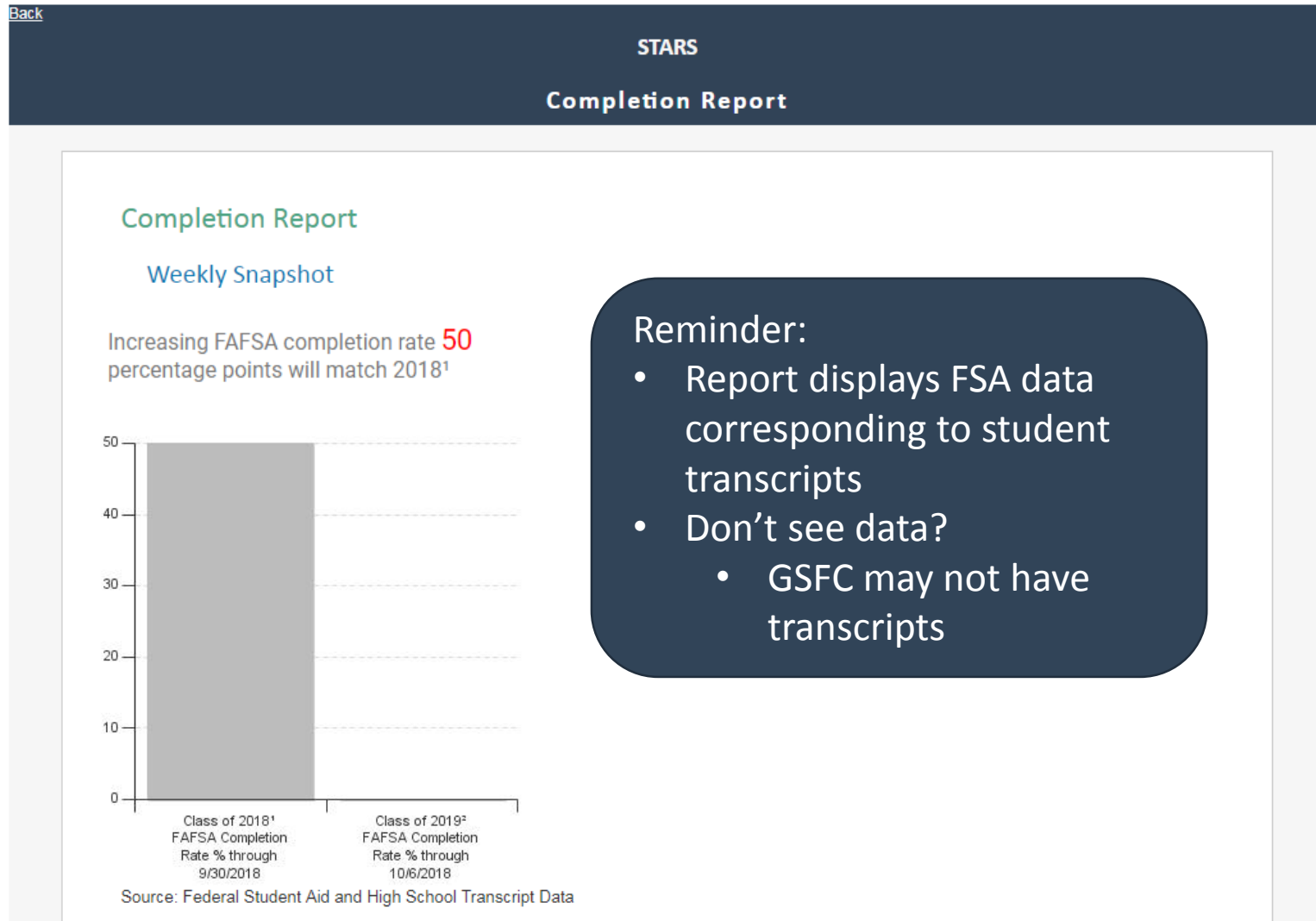
Log into STARS and click on "FAFSA Completion Data" link.

Don't have it? Contact your Institution Admin.



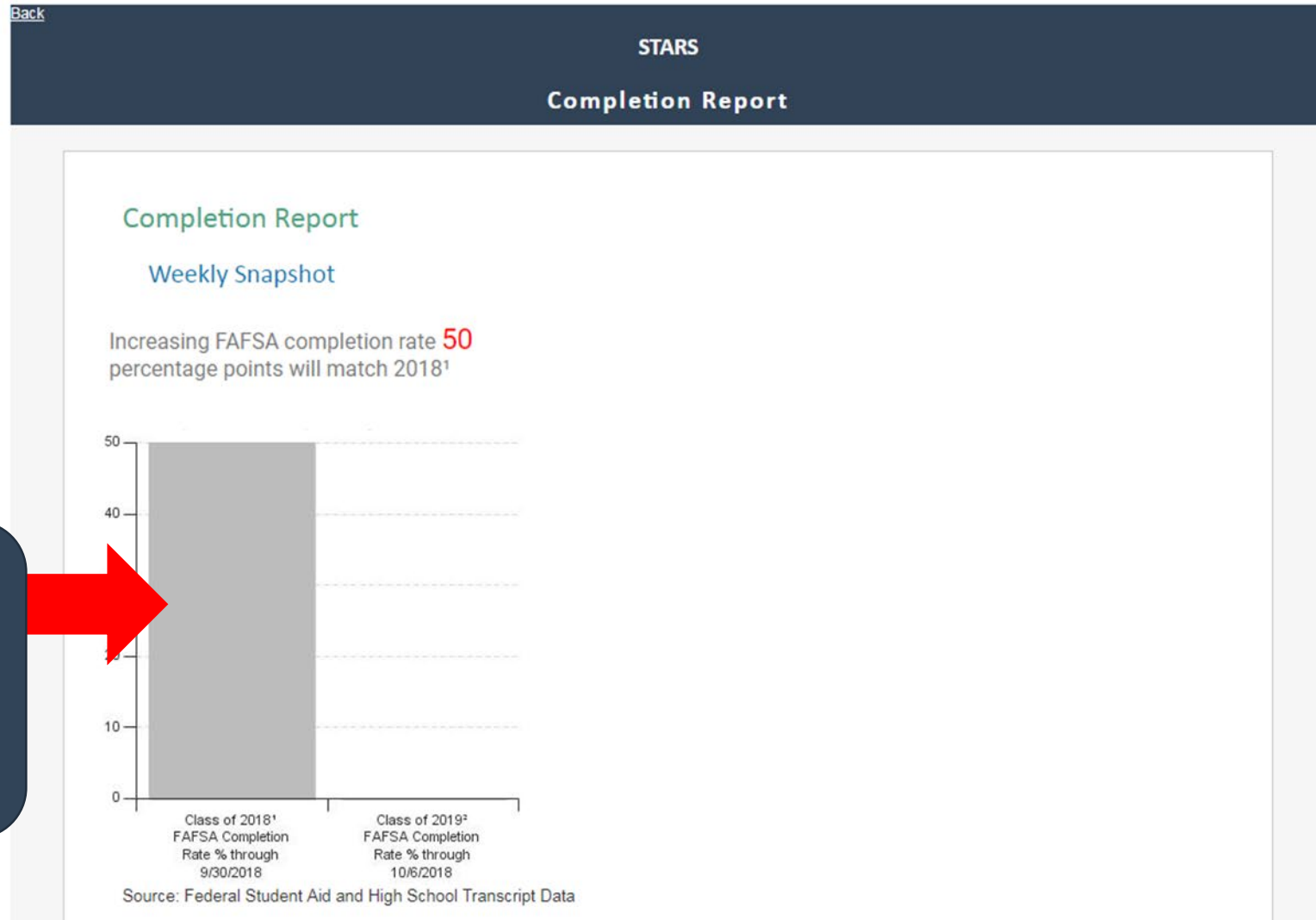
# FAFSA Completion Report – STARS

- + [HOPE GPA](#)
- + [Update Student Information](#)
- + [Dual Enrollment](#)
- + [School Information](#)
- + [Software Downloads](#)
- + [Documentation](#)
- + [Inbox](#)
- + [School Selection](#)
- + [Reports](#)
- [FAFSA Completion Data](#)
  - Completion Report ←
  - Completion Reports (FSA Only)
- + [Transcripts](#)
- + [Transcript Administration](#)
- + [Application](#)
- + [REACH](#)



# FAFSA Completion Report – STARS

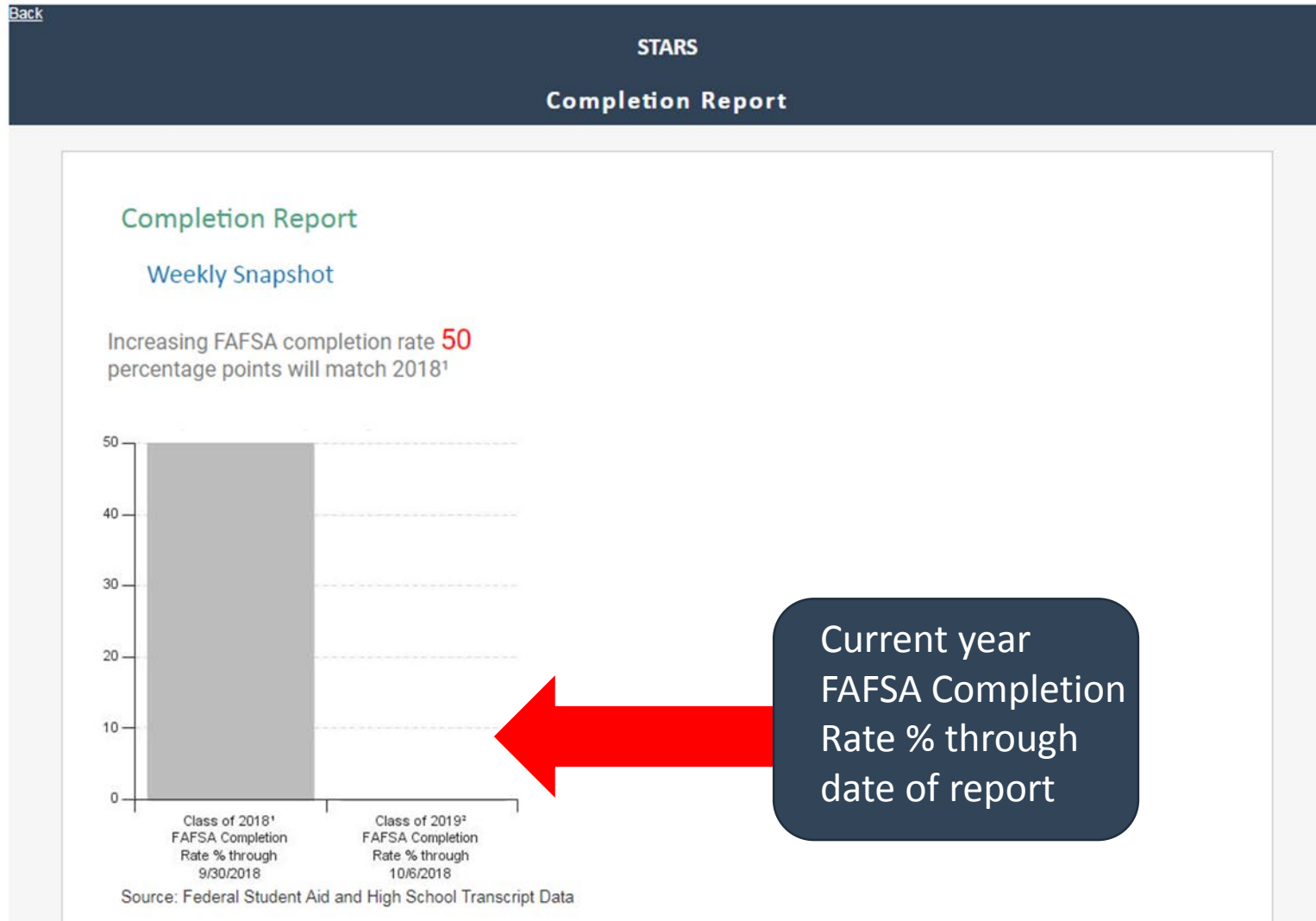
- + [HOPE GPA](#)
- + [Update Student Information](#)
- + [Dual Enrollment](#)
- + [School Information](#)
- + [Software Downloads](#)
- + [Documentation](#)
- + [Inbox](#)
- + [School Selection](#)
- + [Reports](#)
- [FAFSA Completion Data](#)
  - Completion Report
  - Completion Reports (FSA Only)
- + [Transcripts](#)
  - Transcript
- + [Administration](#)
- + [Application](#)
- + [REACH](#)



Prior year  
FAFSA  
Completion  
Rate %  
through  
9/30

# FAFSA Completion Report – STARS

- + [HOPE GPA](#)
- + [Update Student Information](#)
- + [Dual Enrollment](#)
- + [School Information](#)
- + [Software Downloads](#)
- + [Documentation](#)
- + [Inbox](#)
- + [School Selection](#)
- + [Reports](#)
- [FAFSA Completion Data](#)
  - Completion Report
  - Completion Reports (FSA Only)
- + [Transcripts](#)
- + [Transcript](#)
- + [Administration](#)
- + [Application](#)
- + [REACH](#)



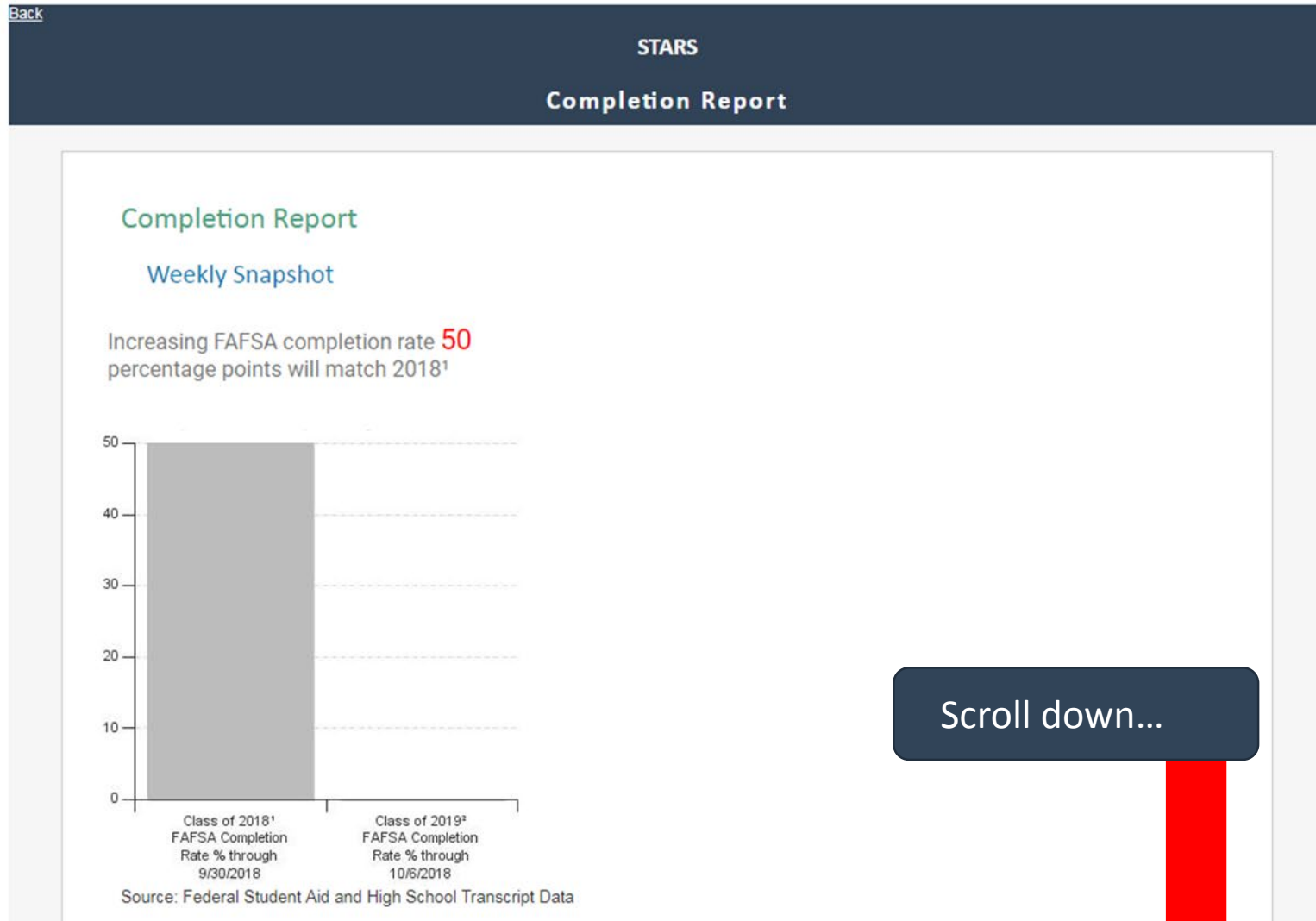
# FAFSA Completion Report – STARS

- + [HOPE GPA](#)
- + [Update Student Information](#)
- + [Dual Enrollment](#)
- + [School Information](#)
- + [Software Downloads](#)
- + [Documentation](#)
- + [Inbox](#)
- + [School Selection](#)
- + [Reports](#)
- [FAFSA Completion Data](#)
  - Completion Report
  - Completion Reports (FSA Only)
- + [Transcripts](#)
- + [Transcript Administration](#)
- + [Application](#)
- + [REACH](#)



# FAFSA Completion Report – STARS

- + [HOPE GPA](#)
- + [Update Student Information](#)
- + [Dual Enrollment](#)
- + [School Information](#)
- + [Software Downloads](#)
- + [Documentation](#)
- + [Inbox](#)
- + [School Selection](#)
- + [Reports](#)
- [FAFSA Completion Data](#)
  - Completion Report
  - Completion Reports (FSA Only)
- + [Transcripts](#)
- + [Transcript Administration](#)
- + [Application](#)
- + [REACH](#)



# FAFSA Completion Report – STARS

Class of 2018  
data for  
demonstration

FAFSA Student Level Detail  
Gotham High School - Class of 2018<sup>2</sup>  
Source: Federal Student Aid and High School Transcript Data

Filter this data using search box on right.  
Time required to create PDF or Excel file will vary based on user's computer speed.

Search:

Easy to  
export data

**WARNING:** Only share this data with  
individual who has permission to see  
student personally identifiable  
information

Last Name	First Name	SSN	FAFSA	Submitted Date
A	Ariana	XXX-XX-XXXX	Missing student signature	2018-05-20
A	Noah	XXX-XX-XXXX	Missing student signature	2018-02-17
R	h Sophie	XXX-XX-XXXX	Missing student signature	2017-12-12
R	n Savon	XXX-XX-XXXX	Missing student signature	2017-11-18
R	Serenity	XXX-XX-XXXX	Information missing; Other; Incomplete FAFSA; Missing student signature	2018-04-23
A	Destiny	XXX-XX-XXXX		2017-10-03
A	Ahmed	XXX-XX-XXXX		2017-12-05
A	Sela	XXX-XX-XXXX		2018-06-18
A	Megan	XXX-XX-XXXX		2017-12-12
A	Riley	XXX-XX-XXXX		2017-11-04

Showing 1 to 10 of 386 entries

Previous **1** 2 3 4 5 ... 39 Next

# FAFSA Completion Report – STARS

Class of 2018  
data for  
demonstration

FAFSA Student Level Detail  
Gotham High School - Class of 2018<sup>2</sup>  
Source: Federal Student Aid and High School Transcript Data

Filter this data using search box on right.  
Time required to create PDF or Excel file will vary based on user's computer speed.

 Copy  Excel  PDF  Print



Search:

Search features to  
find specific  
students

Last Name	First Name	SSN	FAFSA Status	Submitted Date
A	Ariana	XXX-XX-XXXX	Missing student signature	2018-05-20
A	Noah	XXX-XX-XXXX	Missing student signature	2018-02-17
R	h Sophie	XXX-XX-XXXX	Missing student signature	2017-12-12
R	n Savon	XXX-XX-XXXX	Missing student signature	2017-11-18
R	Serenity	XXX-XX-XXXX	Other; Incomplete FAFSA; Missing student signature	2018-04-23
A	Destiny	XXX-XX-XXXX	Complete	2017-10-03
A	Ahmed	XXX-XX-XXXX	Complete	2017-12-05
A	Sela	XXX-XX-XXXX	Complete	2018-06-18
A	Megan	XXX-XX-XXXX	Complete	2017-12-12
A	Riley	XXX-XX-XXXX		2017-11-04



Showing 1 to 10 of 386 entries

Previous **1** 2 3 4 5 ... 39 Next

# FAFSA Completion Report – STARS

Class of 2018  
data for  
demonstration

FAFSA Student Level Detail  
Gotham High School - Class of 2018<sup>2</sup>  
Source: Federal Student Aid and High School Transcript Data

Filter this data using search box on right.  
Time required to create PDF or Excel file will vary based on user's computer speed.

[Copy](#) [Excel](#) [PDF](#) [Print](#)

Search:

Last Name	First Name	SSN	FAFSA Status	Submitted Date
A	Ariana	XXX-XX-XXXX	Missing student signature	2018-05-20
A	Noah	XXX-XX-XXXX	Missing student signature	2018-02-17
R	h Sophie	XXX-XX-XXXX		2017-12-12
R	n Savon	XXX-XX-XXXX		2017-11-18
R	Serenity	XXX-XX-XXXX	Missing student signature	2018-04-23
A	Destiny	XXX-XX-XXXX		2017-10-03
A	Ahmed	XXX-XX-XXXX		2017-12-05
A	Sela	XXX-XX-XXXX	Complete	2018-06-18
A	Megan	XXX-XX-XXXX	Complete	2017-12-12
A	Riley	XXX-XX-XXXX		2017-11-04

Sorting arrows to view  
your students' FAFSA  
status

Showing 1 to 10 of 386 entries

Previous [1](#) [2](#) [3](#) [4](#) [5](#) ... [39](#) Next



# FAFSA Completion Report – STARS

Class of 2018  
data for  
demonstration

FAFSA Student Level Detail  
Gotham High School - Class of 2018<sup>2</sup>  
Source: Federal Student Aid and High School Transcript Data

Filter this data using search box on right.  
Time required to create PDF or Excel file will vary based on user's computer speed.

Copy Excel PDF Print

Search:



FAFSA Status:  
What does this mean?  
How can you help?

Last Name	First Name	SSN	FAFSA Status	Submitted Date
A	Ar		Missing student signature	2018-05-20
A	No		Missing student signature	2018-02-17
R	h	So	Missing student signature	2017-12-12
R	n	So	Missing student signature	2017-11-18
R	Se		Information missing; Other; Incomplete FAFSA; Missing student signature	2018-04-23
A	Desa		Complete	2017-10-03
A	Ahmed	XXX-XX-	Complete	2017-12-05
A	Sela	XXX-XX-	Complete	2018-06-18
A	Megan	XXX-XX-	Complete	2017-12-12
A	Riley	XXX-XX-		2017-11-04

Showing 1 to 10 of 386 entries

Previous 1 2 3 4 5 ... 39 Next

# FAFSA Completion Report – STARS

Class of 2018  
data for  
demonstration

FAFSA Student Level Detail  
Gotham High School - Class of 2018<sup>2</sup>  
Source: Federal Student Aid and High School Transcript Data

Filter this data using search box on right.  
Time required to create PDF or Excel file will vary based on user's computer speed.

[Copy](#)
[Excel](#)
[PDF](#)
[Print](#)

Search:

Last Name	First Name	SSN	FAFSA Status	Submitted Date
A	Ariana	XXX-XX-5	Missing student signature	2018-05-20
A	Noah	XXX-XX-5	Missing student signature	2018-02-17
R	h Sophie	XXX-XX-4	Missing student signature	2017-12-12
R	n Savon	XXX-XX-4	Missing student signature	2017-11-18
R	Serenity	XXX-XX-4	Information missing; Other; Incomplete FAFSA; Missing student signature	2018-04-23
A	Destiny	XXX-XX-4	Complete	2017-10-03
A	Ahmed	XXX-XX-7	Complete	2017-12-05
A	Sela		Complete	2018-06-18
A	Megan		Complete	2017-12-12
A	Riley			

Blank: Student hasn't submitted their FAFSA



Showing 1 to 10 of 386 entries

[Previous](#)
[1](#)
[2](#)
[3](#)
[4](#)
[5](#)
[...](#)
[39](#)
[Next](#)

# FAFSA Completion Report – STARS

Class of 2018  
data for  
demonstration

FAFSA Student Level Detail  
Gotham High School - Class of 2018<sup>2</sup>  
Source: Federal Student Aid and High School Transcript Data

Filter this data using search box on right.  
Time required to create PDF or Excel file will vary based on user's computer speed.

Search:

Last Name	First Name	SSN	FAFSA Status	Submitted Date
A	Ariana	XXX-XX-XXXX	Missing student signature	2018-05-20
A	Noah	XXX-XX-XXXX	Missing student signature	2018-02-17
R	h	Sophie	Missing student signature	2017-12-12
R	n	Savon	Missing student signature	2017-11-18
R		Serenity	Information missing; Other; Incomplete FAFSA; Missing student signature	2018-04-23
A	Destiny		Complete	2017-10-03
A	Ahmed		Complete	2017-12-05
A	Sela		Complete	2018-06-18
A	Megan		Complete	2017-12-12
A	Riley	XXX-XX-XXXX		2017-11-04

Complete: Students have completed their FAFSAs



Showing 1 to 10 of 386 entries

# FAFSA Completion Report – STARS

Class of 2018  
data for  
demonstration

FAFSA Student Level Detail  
Gotham High School - Class of 2018<sup>2</sup>  
Source: Federal Student Aid and High School Transcript Data

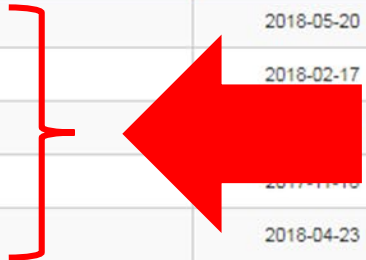
Filter this data using search box on right.  
Time required to create PDF or Excel file will vary based on user's computer speed.

[Copy](#) [Excel](#) [PDF](#) [Print](#)

Search:

Last Name	First Name	SSN	FAFSA Status	Submitted Date
A			Missing student signature	2018-05-20
A			Missing student signature	2018-02-17
R	h		Missing student signature	2017-11-10
R	n		Missing student signature	2017-11-10
R			Information missing; Other; Incomplete FAFSA; Missing student signature	2018-04-23
A			Complete	2017-10-03
A	Ahmed	XXX-XX-	Complete	2017-12-05
A	Sela	XXX-XX-	Complete	2018-06-18
A	Megan	XXX-XX-	Complete	2017-12-12
A	Riley	XXX-XX-		2017-11-04

FAFSA not completed:  
See table displayed on  
STARS "FAFSA Completion  
Data" page



Showing 1 to 10 of 386 entries

Previous [1](#) [2](#) [3](#) [4](#) [5](#) ... [39](#) Next

# Completion Report (FSA Only) – STARS

FAFSA Student Level Detail  
 Gotham High School – Class of 2018<sup>2</sup>  
 Source: Federal Student Aid Data Only

Class of 2018  
 data for  
 demonstration

Filter this data using search box on right.

Time required to create PDF or Excel file will vary based on user's computer speed.

Last Name	First Name	SSN	FAFSA Status	
C	Vernice	XXX-XX-		
I	Sarah	XXX-XX-	Missing student	
E	Ronald	XXX-XX-	Miss	
V	Ayonna	XXX-XX-	Miss	
C	Geneva	XXX-XX-	Information missing; Other; In	
S	Jessica	XXX-XX-	Information mismatch; Other; Missing student signature	2018-06-29
V	Jasmin	XXX-XX-	Information mismatch	2018-05-08
A	Ayanna	XXX-XX-	Complete	2017-11-21
A	Trevyuana	XXX-XX-	Complete	2017-10-24
A	Sa'Dreon	XXX-XX-		

Reminder:

- Report displays data from Federal Student Aid only (not based on transcripts)
- Don't see data?
  - May not have at least 5 completed FAFSAs

Showing 1 to 10 of 84 entries

Data updated: 9/8/2018  
<sup>1</sup> 2017-2018 FAFSA Cycle  
<sup>2</sup> 2018-2019 FAFSA Cycle

- [HOPE GPA](#)
- [Update Student Information](#)
- [Dual Enrollment](#)
- [School Information](#)
- [Software Downloads](#)
- [Documentation](#)
- [Inbox](#)
- [School Selection](#)
- [Reports](#)
- [FAFSA Completion Data](#)
- [Completion Report](#)
- [Completion Reports \(FSA Only\)](#)
- [Transcripts](#)
- [Transcript](#)
- [Administration](#)
- [Application](#)
- [REACH](#)

### FAFSA Completion Data

Increasing completion of the Free Application for Federal Student Aid (FAFSA) is a key initiative in Georgia and nationwide. [Research](#) has shown 90% of high school graduates who filed a FAFSA enrolled directly in a postsecondary program. The Georgia Student Finance Commission actively promotes the importance of FAFSA completion across the state. GAfutures offers two FAFSA completion reports with information about the status of your students' FAFSAs. If your students have submitted FAFSAs that are incomplete, you will see the reasons why (e.g., missing student signature). You can use this information to assist your students in completing FAFSAs and to monitor their progress.

- Data in both FAFSA completion reports are dynamic and may change daily; numbers displayed may be higher or lower than a previous period.
- GSFC and its affiliated agencies do not verify this data for accuracy.

If you have questions, please contact us at [Help](#).

### FAFSA Completion Report

- This report reflects [Federal Student Aid](#) FAFSA data corresponding to preliminary or final student transcripts received by GSFC from your high school. If GSFC has not received transcripts from your high school FAFSA completion data will not be displayed.
- The "Weekly Snapshot" chart is updated weekly and displays your school's FAFSA completion rates:
  - Class of 2018 (2018/2019 FAFSA Cycle) through September 30, 2018
  - Class of 2019 (2019/2020 FAFSA Cycle) through the date of the report
- To provide you with the most recent information, student level data in the table on this report reflect daily updates from FSA and, if applicable, your high school.


FAFSA status information table on FAFSA Completion Data - STARS

FAFSA Completion Report" but provides FAFSA completion information whether or not your high school has submitted transcripts to GSFC. In, student level data in the table on this view reflect daily updates from FSA. report (FSA only) is FAFSAs submitted (by applicants) to Federal Student Aid, an office of the U.S. Department of Education. school seniors (consistent with FSA reporting), data displayed in this view only include FAFSAs of first-time filing applicants no older than 19 years old by the start of the school year to which they are applying for aid. applicant, the number of completed FAFSAs shown by high school may not represent an exact count.

### FAFSA Status

- **Completed** – Your student has submitted a FAFSA and received a Student Aid Report from FSA with an Estimated Family Contribution (EFC). A college financial aid office may request additional information from your student to determine eligibility for federal and state aid.
- **Reason Not Completed** – If your student has submitted a FAFSA that is not completed the reason will be displayed in the FAFSA Status column in the tables on the FAFSA completion report. The reason displayed corresponds to FAFSA reject data received from FSA as detailed in the table below. Also included in the table are suggested actions for students to complete the FAFSA.

FAFSA Reject Data from FSA (Not Displayed)		Reason FAFSA is Not Completed (Displayed)	Suggested Action for Student
Reject Code	Reject Reason		
2	Incomplete FAFSA	Incomplete FAFSA	Student should update FAFSA with requested information or signature
14	Missing student signature on paper FAFSA or SAR	Missing student signature	
16	Missing student signature on Web application		



FAFSA Reject Data from FSA (Not Displayed)		Reason FAFSA is Not Completed (Displayed)	Suggested Action for Student
Reject Code	Reject Reason		
2	Incomplete FAFSA	Incomplete FAFSA	Student should update FAFSA with requested information or signature
14	Missing student signature on paper FAFSA or SAR	Missing student signature	
16		Missing parent signature	
15			Student should contact financial aid office at preferred college to resolve
D			
E			
F			
R			
S	Parent 1 Social Security Match, but no date of birth match	Information mismatch	
T	Parent 2 Social Security Match, but no date of birth match		
6	Parent 1 Social Security Number was not matched with the Social Security Administration		
7	Parent 2 Social Security Number was not matched with the Social Security Administration		
8	SSN match with Date of Death		
9	Dependent student and one of SSN, last name, and Date of Birth are missing for both parents	Information missing	
10	Missing marital status and number of family members		
1	The simplified needs test is not met, automatic zero EFC flag is not set, asset threshold exceeded is 'Yes'? or blank on current transaction, and any asset data is blank		
3	Student's Taxes Paid is greater than zero and equal to or greater than AGI		
11	Marital Status inconsistent with reported incomes		
12	Parents' Taxes Paid is greater than zero and equal to or greater than AGI		
17	Citizenship status left blank and SSA did not confirm citizenship status or applicant reported not a citizen or eligible noncitizen	Other	
18	SSN not verified on Social Security Administration's database		
20	Income reported exceeds minimum amount required to file a tax return		
24	NSLDS Fraud Loan Flag is set indicating loan was obtained fraudulently		

Reason FAFSA is NOT completed (displayed on STARS FAFSA completion reports)



FAFSA Reject Data from FSA (Not Displayed)		Reason FAFSA is Not Completed (Displayed)	Suggested Action for Student
Reject Code	Reject Reason		
2	Incomplete FAFSA	Incomplete FAFSA	
14	Missing student signature on paper FAFSA or SAR		Student should update FAFSA with correct information or
16	Missing student signature on Web application		
15	Missing parent signature on FAFSA or SAR		
D	Student's SSN match, but no name match		
E	Parent 1 SSN match, but no name match		
F	Parent 2 SSN match, but no name match		
R	Student's Social Security Match, but no date of birth match	Information mismatch	
S	Parent 1 Social Security Match, but no date of birth match		
T	Parent 2 Social Security Match, but no date of birth match		
6	Parent 1 Social Security Number was not matched with the Social Security Administration		
7	Parent 2 Social Security Number was not matched with the Social Security Administration		
8	SSN match with Date of Death		
9	Dependent student and one of SSN, last name, and Date of Birth are missing for both parents	Information missing	Student should contact financial aid office at preferred college to resolve
10	Missing marital status and number of family members		
1	The simplified needs test is not met, automatic zero EFC flag is not set, asset threshold exceeded is 'Yes'? or blank on current transaction, and any asset data is blank	Other	
3	Student's Taxes Paid is greater than zero and equal to or greater than AGI		
11	Marital Status inconsistent with reported incomes		
12	Parents' Taxes Paid is greater than zero and equal to or greater than AGI		
17	Citizenship status left blank and SSA did not confirm citizenship status or applicant reported not a citizen or eligible noncitizen		
18	SSN not verified on Social Security Administration's database		
20	Income reported exceeds minimum amount required to file a tax return		
24	NSLDS Fraud Loan Flag is set indicating loan was obtained fraudulently		



FAFSA reject code/reason from FSA (not displayed on STARS)



FAFSA Reject Data from FSA (Not Displayed)		Reason FAFSA is Not Completed (Displayed)	Suggested Action for Student
Reject Code	Reject Reason		
2	Incomplete FAFSA	Incomplete FAFSA	Student should update FAFSA with requested information or signature
14	Missing student signature on paper FAFSA		
16	Missing student signature on Web app		
15	Missing parent signature on FAFSA or		
D	Student's SSN match, but no name match	Information mismatch	Student should contact financial aid office at preferred college to resolve
E	Parent 1 SSN match, but no name match		
F	Parent 2 SSN match, but no name match		
R	Student's Social Security Match, but no date of birth match		
S	Parent 1 Social Security Match, but no date of birth match		
T	Parent 2 Social Security Match, but no date of birth match		
6	Parent 1 Social Security Number was not matched with the Social Security Administration		
7	Parent 2 Social Security Number was not matched with the Social Security Administration		
8	SSN match with Date of Death		
9	Dependent student and one of SSN, last name, and Date of Birth are missing for both parents	Information missing	
10	Missing marital status and number of family members		
1	The simplified needs test is not met, automatic zero EFC flag is not set, asset threshold exceeded is 'Yes'? or blank on current transaction, and any asset data is blank	Other	
3	Student's Taxes Paid is greater than zero and equal to or greater than AGI		
11	Marital Status inconsistent with reported incomes		
12	Parents' Taxes Paid is greater than zero and equal to or greater than AGI		
17	Citizenship status left blank and SSA did not confirm citizenship status or applicant reported not a citizen or eligible noncitizen		
18	SSN not verified on Social Security Administration's database		
20	Income reported exceeds minimum amount required to file a tax return		
24	NSLDS Fraud Loan Flag is set indicating loan was obtained fraudulently		

Suggested action for student to complete their FAFSA





# Discussion

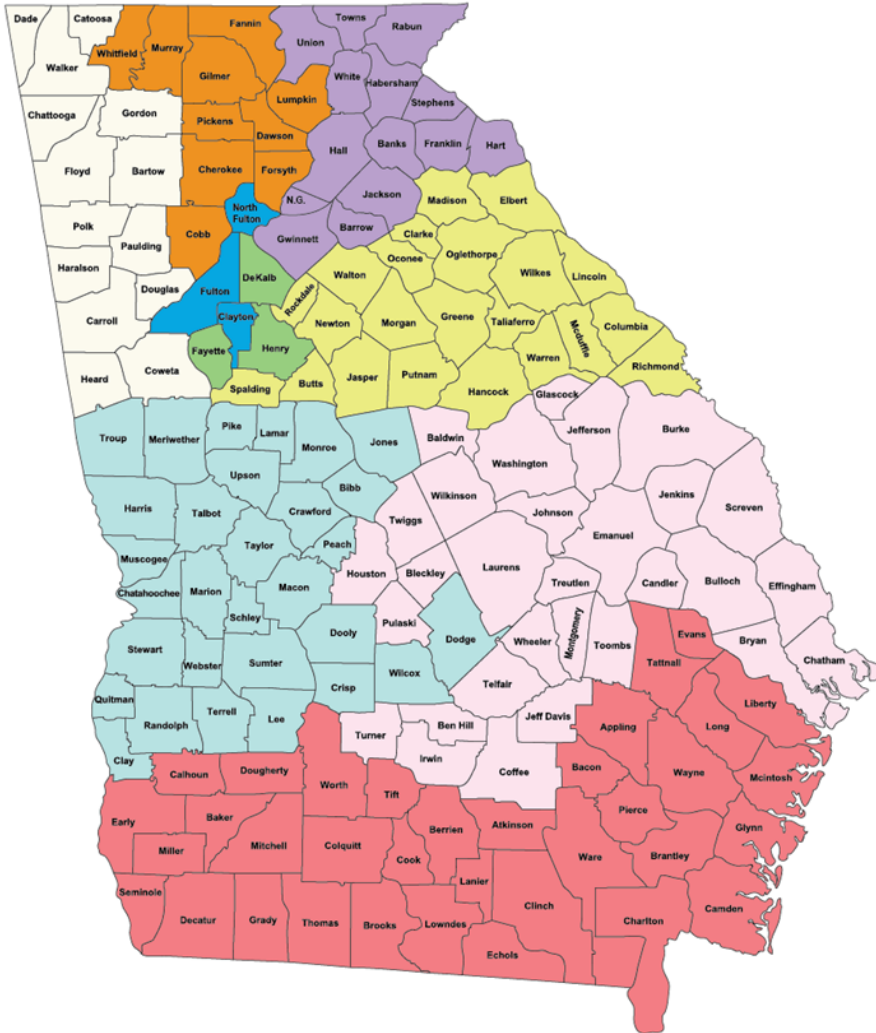
- Who is currently using FAFSA completion data?
- How are you using it?
- How else could you be using it?

# Discussion

- What types of events could result from FAFSA completion data?
- What challenges do you have with your events?

# K-12 Outreach Team

## Contact your GSFC Representative



**Angie Wilson**  
angiew@gafc.org  
678.495.8101

**Katie Minich**  
katiem@gafc.org  
404.556.0545

**Ben Meadows**  
benm@gafc.org  
678.495.8103

**Marcus Hilliard**  
marcush@gafc.org  
404.694.8844

**Brenda Vaughn**  
brendav@gafc.org  
770.570.2204


**Coming Soon**  
outreach@gafc.org

**Carol Ann Lott**  
caroll@gafc.org  
678.495.8884

**Atua Emu**  
atuae@gafc.org  
678.218.7770

**Hal Wilkinson**  
halw@gafc.org  
678.495.8965

**Mendi Morrow**  
Postsecondary Outreach  
Representative (Statewide)  
mendim@gafc.org  
678.495.7393



**Thank you for helping increase  
access to education beyond high  
school for your students!**